



## On Point With Morningstar

January 2009

### Next Meeting

February 11th @ 10 AM  
St Matthias

Program:  
Doreen from Seams  
Sew Perfect

The meeting was called to order by president Karen O'Connell at 10:00 a.m. Temperature was 0 and 40 members were in attendance. Karen read a note from Pat Miodonski, who appreciated all the acts of kindness showed to her during the illness and death of her son.

Our program for January, "Crazy Quilting," was presented by Pat Freeman, a member of Southtown Piece Makers Quilt Guild. She showed us many samples of beautiful purses, pillows, wall hangings, clothes and quilts, many with hand embroidery and embellishments. She recommended Judy Montano as a source for books on hand embellishments and embroidery techniques. Pat suggested going to the website [www.crazyquilts.com](http://www.crazyquilts.com) for ideas.

Queen for the Day was Donna Forhecz and Irene Benbenek won Ways & Means.

### 2008 Officers

President  
Karen O'Connell - 655-9018  
Vice President  
Kathy Jerzewski - 675-0704  
Secretary  
Janice Carter—992-9436  
Treasurer  
Carol Clark - 652-2895

Thank you to Jeanette Kuck, and Janice Carter for volunteering to Chair the Christmas Party for December 2009. The deposit has been made at Michael's and everything is in place.



A budget meeting will be held at 8:45 a.m. before the February meeting. All chairs must have in mind what they will need to run their chair for the next two years. If you can't attend the meeting please get a written report to President Karen as soon as possible. ( e-mail [karpoc@aol.com](mailto:karpoc@aol.com) or 20 Fairlawn Drive, East Aurora, NY 14052)

Remember — If the East Aurora schools are closed due to weather conditions, there will be no guild meeting and you will not be called.

Our program for February will be given by Doreen from Seams Sew Perfect who will give a hands-on program of three dimensional bow ties. A kit will be available for \$2.00 if you did not purchase one at the meeting. The kit will have 4 blocks of fabric, needle, threads and pins to create a finished block approximately 7 to 8 inches square. If you have questions or want to order a kit to use please call Cheryl Deventhal (652-6101) or e-mail her at blkhole@roadrunner.com . Be sure to bring the usual scissors, pressing pad and small iron if you like. The guild's ironing boards and irons will also be set up.

### Hostess for February

Janice Carter  
Sandi Cleary  
Debbie Fugle  
Carolyn McNally  
Denise Neaverth  
Karen O'Connell  
Judi Ruzycki  
Alice Touris  
Jean Szarleta

Quilt Show – Nancy Jozwiak and Penny McDowell again volunteered to chair and co-chair the 2010 Morningstar Quilt Show. A great amount of effort is required for this job. Thank you both for volunteering to chair this production again! As of now the church has been booked for the first weekend in October.

Discussion followed in the type of quilt to be raffled for the next show. Many agreed that we should use the talents of our members to create the quilt rather than obtain an antique, which may help sales of the raffle tickets. This is our major fundraiser and needs to be supported by all. Virginia Davey volunteered to head a committee to choose a pattern, purchase fabric, construct, and quilt a quilt for the 2010 quilt show raffle. She will be looking for volunteers to help.

### Hostesses

Mary Walczak 652-3845  
Peg Foley 652-7705  
Mary Ann Lohmann 655-9993

If you cannot serve as hostess this month, please find a replacement.

### Donation of Quilts to the OLV Apartments – Karen Caya

The quilts were made by Judi Ruzycki, Irene Benbenek, Jerri Clark, Pat Mazarella and Karen Caya, who were invited to a reception to see all the quilts on display in the lobby of the OLV Apartments. Everyone at the apartments loved the quilts, and enjoy looking at them hanging there. Any time you are near OLV stop by and look at the beautiful quilts our guild members made.

### Chairty Quilts - Anne Wasmund


All the residents at the Erie County Home enjoyed the many quilts given at Christmas time. It made their Christmas extra special.

Thank you!

### Hostess for March

Peg Foley  
Lynn Hess  
Terry Doyle  
Chris North  
Danielle North  
Maryann Lohman  
Jeanette Kuck  
Virginia Davey  
Barb Kolniak  
Shirley Loveless





### Happy Birthday!

#### February

Alice Touris	2/3
Marge Shelansky	2/3
Janice Carter	2/4
Sandy Thomas	2/7
Karen O'Connell	2/14
Helen Sommer	2/15
Ellie Wisniewski	2/17
Judi Ruzycki	2/17
Pat Schuse	2/19
Jeri Cark	2/20
Raffaella Allen Hofheins	2/22

Guild Pins are here — Price \$4.00. Those members who picked up their pins at the Quilt Show but were unable to pay because the price was unknown, please contact President Karen (who has the list) to pay for them.

### January 2009 Treasurer's Report

<b>Checking account</b>	
Beginning balance	\$ 399.50
Receipts	42.00
Transferred from savings	1,000.00
Debits	<u>-331.49</u>
Ending balance	\$1,110.01
<b>Savings account</b>	
Beginning balance	\$4718.10
Interest	0.61
Transferred to checking	<u>-1,000.00</u>
Ending Balance	\$3,718.70

### March Birthdays

Gretchen Philipp	3/1
Sue Kock	3/4
Dottie Potter	3/17
Carol Geary	3/4
Patricia Mazzarella	3/15
Karen Caya	3/31

### Newsletter


Donna Forhecz  
484 Tannery Road  
West Falls NY 14170  
652-7369

E-mail: [forhecz@att.net](mailto:forhecz@att.net)

Newsletter submissions will be due by the 2nd Friday after the next meeting  
February 20, 2009

The minutes of the meeting and a copy of the Newsletter will be posted on the Guild Web Site:

<http://www.morningstarguild.net>



### New Address:

Sylvia Wotherspoon  
157 Palmer Avenue  
Kenmore, NY 14217



### Upcoming Quilt Shows:

Twin City Quilt Guild --  
April 24th – 26th

Clarence Log Cabin Quilt Guild --  
May 15th - 17<sup>th</sup>

Garden of Quilts in Rochester NY  
June 5-7 [www.geneseequiltfest.com](http://www.geneseequiltfest.com)

Penny McDowell will be giving lessons on her long arm quilting machine for \$10/hr. If you want to quilt a Charity Quilt the lesson will be free. For more information call her at 652-3293

## PROGRAMS - Cheryl Deventhal

February - Doreen from Seams Sew Perfect

March - Sue Dray from Pine Grove

April - McCarthy's Horse and Buggy Quilt Company  
(Amish quilts, Amish way of life and present the history of quilts and their patterns, 10 Wuilt Code, underground RR quilts)

May - Carol from Eden Sewing Center is bringing a new technique/gizmo, etc.


## Workshops

Irene Benbenek 656-9648  
Joan Barsalou 592-2267

No workshop for January. February 18<sup>th</sup>, Ann Wasmund will be doing Comfort Quilts at St. Mathias. No Charge, just come and work on charity quilts. She will provide fabrics and patterns or you may bring your own if you prefer. 9 a.m. setup, 9:30 a.m. begin to sew. Bring a lunch. Quilts will be a minimum of 36 x 36 inches.



**Huggie Quilts –  
Nancy Jozwiak**



## Sunshine

Elaine McClory 652-7681  
emccclory@roadrunner.com

Cards were sent to Peg Foley whose brother passed away and to Pat Miondonski, on the death of her son.

Education – Marge Friend – With less funding we may have to fine more local and less expensive educators. We will learn more after the budget meeting.




## Membership

Carol Clothier  
652-9660

Note: New York State has recently offered free computer classes in Williamsville and other sites. Check it out at [www.wnywdc.com](http://www.wnywdc.com) Phone 632-1900 Call to see if funding is still available.

Round Robin – Virginia Davey The originator of the quilt will determine the width of the row you will be crating, the height is optional. All boxes should be ready to exchange at the February meeting.



**Library-Susan Kruschke**

## BLOCK OF THE MONTH - Agnes Gates

### Mini mystery, Part 2

7. Using a very dark fabric, such as black or brown (a wood grain would be perfect!), cut a  $\frac{3}{4}$ " strip the width of the fabric (42 to 44").
8. With right sides together, pin the dark strip to the right side of quarter panel 1. Sew it with a scant  $\frac{1}{4}$ " seam. It is extremely important to be accurate in sewing this because of the narrowness of the strip.
9. Using the instructions in step 8, do the same thing to quarter panel 3.
10. Open the 2 pieces just sewn together in step 7 and press flat, pressing the seam toward the panel piece. Trim the dark strip even with the panel at the top and bottom.
11. Using the instructions in step 10, do the same thing to the panel 3 pieces. Once pressed flat these 2 panels should look like this:



12. Sew panels 1 & 2 together, and 3 & 4 together to look like this.

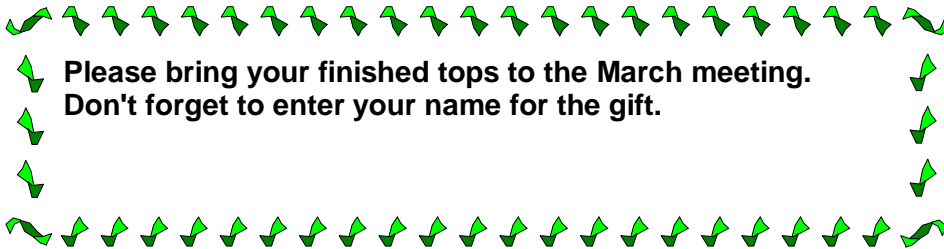


13. Now, to finish the MQ. Pin the dark  $\frac{3}{4}$ " strip (cut more from the same fabric if you don't have enough), right sides together, to the bottom of the 1-2 panel piece. Sew it on with a scant  $\frac{1}{4}$ " seam. Press with the seams going toward the panels, and then trim the sides even with the panels. Refer to the diagram to see how this looks.



14. Lastly, pin the 3-4 panels to the 1-2 panels, along the bottom strip, right sides together. Sew with a scant 1/4", then press toward the panels. Trim the edges so that they're even with the sides of the panels. Refer to the diagram for an illustration of how this should now look.

Add borders, as desired.



Please bring your finished tops to the March meeting.  
Don't forget to enter your name for the gift.

### The Flour Sack

In that long-ago time when things were saved,  
When roads were graveled and barrels were staved,  
When worn-out clothing was used as rags,  
And there were no plastic wrap or bags,  
And the well and the pump were way out back,  
A versatile item was the flour sack.

Pillsbury's Best, Mother's and Gold Medal, too  
Stamped their names proudly in purple and blue.  
The string sewn on top was pulled and kept;  
The flour was emptied and spills were swept.

The bag was folded and stored in a sack,  
That durable, practical flour sack.  
The sack could be filled with feathers and down  
For a pillow, or t'would make a nice sleeping gown.

It could carry a book and be a school bag  
Or become a mail sack slung over a nag.  
It made a very convenient pack,  
That adaptable, cotton flour sack.

Bleached and sewn, it was dutifully worn  
As bibs, diapers, or kerchief adorned.  
It was made into skirts, bloused and slips  
And Mom braided rugs from one hundred strips,  
She made ruffled curtains for the house or shack,  
From that humble but treasured flour sack!

As a strainer for milk or apple juice,  
To wave men in, it was a very good use.  
As a sling for a sprained wrist or a break,  
To help Mother roll up a jelly cake.  
As a window shade or to stuff a crack,  
We used a sturdy, common flour sack!

By Colleen B. Hubert

As dish towels, embroidered or not,  
They covered up dough, helped pass pans so hot;  
Tied up dishes for neighbors in need,  
And for men out in the field to seed.

They dried dishes from pan, not rack,  
That absorbent, handy flour sack!  
We polished and cleaned stove and table,  
Scoured and scrubbed from cellar to gable.  
We dusted the bureau and oak bed post,  
Made costumes for October (a scary ghost)  
And a parachute for a cat named Jack,  
From that lowly, useful old flour sack!


So now, my friends, when they ask you,  
As curious youngsters often do,  
"Before plastic wrap, Elmer's glue  
And paper towels, what did you do?"

Tell them loudly and with pride don't lack,  
"Grandmother had that wonderful flour sack!"



## Horrorscope for the Quilter on Retreat

Here's a bit of fun from a very clever and funny quilter. Helen Evans has a wicked sense of humour and it's contagious. This funny lady is a Virgo (might tell you something!) and is from Devon Meadows, Victoria, Australia. Helen has given me permission to reprint this following "Horrorscope" that has been written for a group of quilters and given to them just prior to going on their annual retreat. It's a hoot. Thanks Helen.



**Aquarius:** You must learn to control your "Quilt Rage" at the retreat. Just because other Quilters are working more slowly than you, there is no reason to lose your cool. You should have learned from your last little episode (ignoring the damage done to a fellow quilter who cannot be named for legal reasons – lets just call her "Lefty"), that your Overlocker guarantee does not cover the removal of body parts or fluids. And, in your case, I don't think a "Stack & Whack" quilt is advisable.

**Pisces:** Good news & bad news. The good news is that the special, holy, once in a lifetime, never to be repeated, sell your soul for, fabric that you have been searching for over the past two decades has been found. The bad news? It is in your room-mate's suitcase. Distract her.

**Aries:** Your hand sewing is suspect to say the least. You have wasted much money on lessons to improve your hand work, but to no avail. You must have been a bad person in a previous life. That's Karma Sutra for you! Cut your losses & stick to machine work.

**Taurus:** You misunderstand!!! Crazy quilting does not involve illegal drugs or mind altering substances. Does the course requirement list include LSD? Cocaine? Of course not you silly! Use your creative outlets for good instead of evil. You may surprise yourself and actually make a nice Crazy Quilt.

**Gemini:** People have said crewel things about your embroidery. Ignore them. The fact that they are correct is beside the point. I could suggest the old adage "practice makes perfect", but in your case I don't see the point. For the retreat, stick to drinking, chocolates, gossip & a little foundation piecing or simple candlewick embroidery – that's what I do!

**Cancer:** With this retreat starting on the auspicious date of Friday the 13th, and your talent for those little "accidents" you probably should take extra care – at least on the Friday. Where it says on the cord of the hair dryer "Do not immerse in water", or on the telephone "do not use during an electrical storm", or in your Angel gift "Do not eat the packing material", note these instructions well! The rest of the weekend, you can do what you like. That's what natural selection is for.

**Leo:** In the normal course of events, what happens at retreat stays at retreat, however - if your actions in your place of residents are anything to go by - we are obliged to warn all other Quilters - for insurance purposes! So, fellow, non-Leo Quilters, you are advised to keep a careful eye on the following. (a) your champagne (b) your udder cream & (c) your DH's. You are also warned that this retreat may contain gratuitous violence, nudity & off-key singing, not necessarily in that order.

**Virgo:** For a very prim star sign, your behaviour can be disgraceful. Remember that this town is a refined olde worlde city – dating back to the glorious days of old. You will need a few lessons in etiquette before being let loose on the good citizens of this fine town. For example, to draw a waiter's attention a subtle flick of the wrist is all that is required. You do NOT yell at the top of your voice to attract attention.

## Horrorscope for the Quilter on Retreat - Continued

**Libra:** To avoid more embarrassing incidents, you need a refresher course on correct quilting terminology. For example “Stack & Whack” is not an excuse for violence (see Aquarius), but a quick and easy method of making quilts. “Bugs in bottles” is another easy method of piecing that you can have great fun with. It should not be confused with Tequila, EVER. And as for, “Goose in a pond” or Puss in the corner” – fear of repercussions from the RSPCA prevent me from commenting.



**Scorpio:** With Mercury rising & Venus tripping over and head butting you in the solar plexus, the omens are not good for a safe retreat for you. It is best that you avoid sharp objects, such as rotary cutters & sharpened scissors, electrical devices, and all weapons of mass destruction. I suggest chat & sew (without the sewing) for most of the retreat – hang on, that is what you usually do anyway!

**Sagittarius:** Everyone was surprised when you purchased your new home. We didn't think a triple fronted brick veneer was your style at all. Then, we heard about the granny flat – sorry - studio. First you persuade your DH that your MIL can come & live with you in said granny flat, then you make the purchase & suddenly decide to kick out granny, as the flat is much too big & will be wasted on her, however, it will make a perfect quilting studio. A true Quilter!!

**Capricorn:** You are concerned that your hot flushes will be a source of embarrassment at the retreat. It is time you looked on the bright side – & yes, you do look rather on the bright side at the moment – never mind - think of all that energy you will be emitting! Your legendary flushes could power a class full of sewing machines, or the air conditioning for at least two motels. You would certainly be doing your bit for global warming – creating green (or in your case bright red) energy. You may even get a discount at the retreat if you can reduce the power bills!

### Sayings for Quilters

I'm a quilter and my house is in pieces.  
A fat quarter is not a body part.  
She who dies with the most fabric wasted  
a lot of time!  
So much fabric, so little time.  
Touch these scissors and die.  
A yard a day keeps the blues away.  
My husband lets me have all the fabric  
I can hide!  
If I stitch fast enough does it count as  
aerobic exercise?  
My husband said if I buy any more fabric  
he would leave. I'll miss him!  
Blessed are the children of Quilters, for  
they shall inherit the quilts.  
When I learned how to quilt - I forgot  
how to cook!

### Pray for Pieces!

Old Quilters never die - they just go to pieces.  
A creative mess is better than tidy idleness.  
May your sorrows be patched and your  
joys be quilted.  
Quilting fills my days, not to mention the  
living room, bedroom, and closets.  
I love quilting and have plenty of material  
witnesses.  
People who are organized are just too lazy  
to get up and look for it!  
Creative minds are rarely tidy.  
Stitch your stress away.  
One quilting project, like one cookie, is  
never enough!

