

Hello Ladies!

I hope you all had a lovely Easter! And from all these April showers, we should all be sneezing from all the flowers that will bloom in May!

Many thanks to Karen Roll, who was our guest speaker at the March meeting. Karen gave a very interesting presentation on her quilting 'evolution'.

From antique family & friend quilts to her own present day art quilts, it was very inspiring.

All of the officers/chairmen were voted into office at the meeting. Thanks to everyone who has volunteered for the coming year.

Carolyn Miller and Dottie Potter won the April & May Ways and Means. If you are planning to renew your membership, please get your money and check to Marge Friend as soon as possible.

She will be on the bus trip and taking money then.

The bus trip is on for May 11th. At this writing, we have 45 people attending. Looks to be a lot of fun! Information is in the newsletter. Don't forget to wear your name tag.

Remember there is no meeting at St. Matthias in May.

Information will be forthcoming regarding Edyta Sitar coming to guild in August. Please check the newsletter for information.

We'll see you all in June at St. Matthias. And I'll see about 45 of you in a couple weeks.

Until then, enjoy the warm days that are coming. Really... they have to be...

Spring is nature's way of saying, "Let's party!"

~Robin Williams

Terri

Hostesses
May

Have Fun on the Bus Trip Ladies!

Please be available to be called as a fill-in hostess in the coming months. Or you can call Pat to volunteer.

Hostesses

Pat Schuse 675-0866
& Pauline Mozdziaik
674-0523

If you cannot serve as hostess this month, please find a replacement.

Hostesses
June

Jackie Cholewinski
Jeri Clark
Lois Fleck
Nancy Jozwiak
Jean Miller
Pat Miodonski
Pauline Mozdziaik
Pat Schuse
Ellie Wisniewski

April
2011

Next Meeting:

May 11, 2011

Bus Trip
Meeting at Church
See page 2
for details

June: Quilt Market
with Kathy J and
Carol Clothier

July — The Picnic



June Meeting

There will be a
very brief officer
meeting at 9:15
a.m. before the
general
meeting.



Happy Mother's Day
Everyone!!



Happy Birthday!

May

Mary Hagen	5/3
Diane Young	5/16
Jan Walkden	5/18
Elaine McClory	5/20
Joyce Kerl	5/23
Sandra Pefley	5/27

June

Joyce Chavanne	6/6
JoAnn Tighe	6/10
Jean Szarleta	6/14
Lois Fleck	6/17
Faye Thompson	6/20
Carolyn McNally	6/21
Margie Accardi	6/28



Charity Quilts - Anne Wasmund 837-4360

Just a reminder—please DO NOT return any charity items until June meeting. The bus will be crowded with enough bags!

If you know of an individual or group that would like to receive our quilts, please let me know. I have this wonderful stockpile of quilts that need a home.

Finally, VA quilts are always in demand. If you have a kit you are unable to finish, please return it to me so we can pass it along. Thank you. Thanks, Anne

MORNINGSTAR ON THE MOVE

Bus Trip May 11th to Syracuse Area Quilt Shops

Please meet at the Orchard Park Community Church, 7451 Quaker Road, Orchard Park, NY, no later than 6:45AM. The bus will be leaving at 7AM. We will return by 8 PM.

Please bring with you a bag lunch, including a drink. Also, bring a fat quarter. (I'm not sure why yet, but I'll figure it out.) If you have not paid, you will need to do so before boarding the bus. The cost remains \$25.00. Please wear your name tag.

We are taking a 47 seat bus that has a bathroom. It is through D&F Travel, which does many of the bus trips for the East Aurora Senior Center. Very good and safe reputation.

If you have any questions, call Terri.

My cell number is 491-5293, home: 652-5290.

Charity – Anne Wasmund


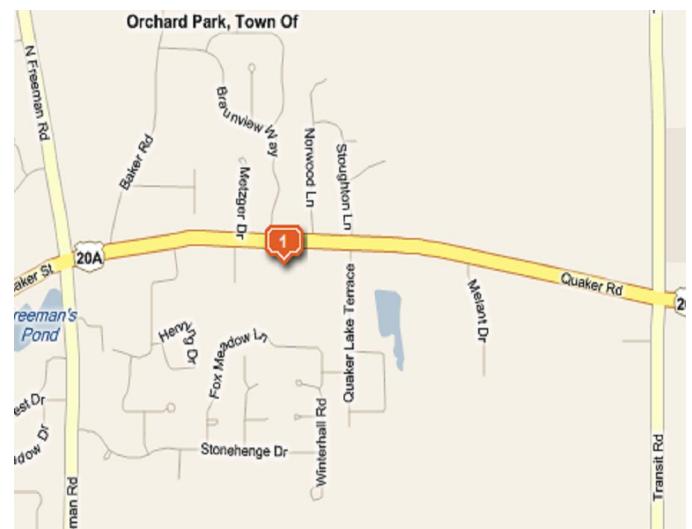
There were 20 ladies who attended the workshop in March to make charity quilts. There was a show of all the quilts made during the workshop. Anne delivered 14 quilts to Buffalo Trauma Center.

NOTE: If you attended the Charity Workshop please check your Bernina case to see if its yours -- Jane Huber has one that was left after someone took hers by mistake.

DUES for 2011/12 are due this month

If you haven't paid your dues for this year please bring them on the bus trip if you're coming— I'll be there to collect them. No need to fill out the membership form if your information has not changed. Make checks payable to Morningstar Quilt Guild.

Here's to another year of "Quilting Friendships".
Marge Friend



[The World Wide Web of Quilting \(& More\)](#)

Mug Rug Tutorial

<http://fussycut.blogspot.com/2011/03/selvedge-mug-rug-tutorial.html>

This quilter, Pam Holland has 8 children and is a international speaker and quilter. A very talented woman. Pat may live in New Zealand or Australia.

http://pamhollanddesigns.typepad.com/gabriella_goodness_and_he/

Also, this blind lady is amazing: http://www.youtube.com/watch_popup?v=7lfaSmDxVZQ

Quilts + Color: Sunrise - Sunset Quilt Tutorial

<http://quiltspluscolor.blogspot.com/2011/04/sunrise-sunset-quilt-tutorial.html>

A great website regarding quilting: International Quilt Study Center & Museum, Lincoln, NE

http://www.quiltstudy.org/collections/quilt_of_the_month/



May-June Block of the Month Agnes Gates

CLUE #6 THE REVEAL

Set the blocks together, 3 across and 4 down as shown.

Add borders as follows:

Inner Border. - Use the 2½" LIGHT strips.

Second border - Use the 1½" DARK strips.


Outer Border - Use the 5½" LIGHT strips.

Always add side borders first, then top and bottom borders.

Measure and cut strips to the proper length as needed.

Bind with the DARK fabric.

The Reveal of the BOM will be in June. Please bring your finished blocks for us to see.



**Library – May Lou Corelli
and Patti Baehre**

Please take advantage of all the wonderful books we have.

Education – Chris Barsottelli

Edyta Sytar will be our guest at the August 10th meeting. A workshop will follow at the Senior Center in East Aurora. Cost \$60.00 includes pattern and fabric. Final information will come at the June meeting.

Fabric Postcard Exchange - Terry Doyle

Those who have signed up for the fabric postcard exchange will receive a list with names and addresses. Look for your name on the list and send one postcard to the name immediately after you. Each month, send one to the next name. Only one at a time. You do not have to send to every person on the list at once. For example: A B C D E F.

In May, A sends to B, B sends to C, C to D, E to F, F to A. In June, A sends to C, B sends to D, C to E, D to F, E to A and F to B. It is a lot of fun and can bring out creativity you didn't know you had! I will be emailing the list if I have your address. If not, snail mail will be the answer. Terry

Website: About Quilting: Baby Quilt Patterns & Fabric Postcards for Moms
<http://quilting.about.com/od/quiltpatternsprojects/ss/fabric-postcard.htm?nl=1>

Also: <http://www.secretsof.com/content/4319> (Secrets of Embroidery)

Secret Pals

Secret Pals – Jeri Clark

The current year will end in June, and everyone will find out who their secret pal is. The new year will begin again in October.

Your stash is like toilet paper. If it's less than 10 big rolls, it's time to go shopping!

Marge Little



Treasurer's Report—March - April 2011

Checking Account		
Beginning		\$1,349.43
Income:		
Membership dues	125.00	
Workshops	30.00	
Ways & Means	<u>33.00</u>	
		185.00
Expenses:		
Bus trip	100.00	
Newsletter	23.49	
Huggie quilts	<u>270.30</u>	
		- 393.79
Current balance		\$1,143.64
Savings Account		\$9,074.77

Quick 'n Chewy Crescent Bars

INGREDIENTS:

Chris North

- | | |
|--|------------------------|
| 1/2 cup all-purpose flour | 1 cup coconut |
| 3/4 cup packed brown sugar | 1/2 cup chopped pecans |
| 1/4 cup butter or margarine | |
| 1 can (8 oz) Pillsbury® refrigerated crescent dinner rolls or 1 can (8 oz) Pillsbury® Crescent Recipe Creations® refrigerated seamless dough sheet | |
| 1 can (14 oz) sweetened condensed milk (not evaporated) | |

- Heat oven to 400°F. In medium bowl, mix flour, coconut, brown sugar and pecans. Cut in butter, using pastry blender (or pulling 2 table knives through mixture in opposite directions), until mixture looks like coarse crumbs. Set aside.
- If using crescent rolls: Unroll dough into 2 long rectangles. Place in ungreased 15x10x1-inch pan; gently press dough to cover bottom of pan. Firmly press perforations to seal. If using dough sheet: Unroll dough; cut into 2 long rectangles. Place in ungreased 15x10x1-inch pan; gently press dough to cover bottom of pan.
- Pour condensed milk evenly over dough to within 1/2 inch of edges. Sprinkle coconut mixture over condensed milk; press in lightly.
- Bake 12 to 15 minutes or until deep golden brown. Cool completely, about 1 hour. For bars, cut into 8 rows by 6 rows. Makes: 48 bars

As May arrives, we look forward to warm breezes, bright sunny days, tulips, daffodils and budding trees.



Programs

Maryann Lohmann 655-4730

Education – Chris Barsottelli

655-0323

Edyta Sitar coming in August.
Please check next newsletter
for information.

Sunshine

Elaine McClory - 652-7681

emccclory@roadrunner.com

If you know of a member going through
difficult circumstances; illness or death
in the family, please let Elaine know.

Workshops – Mary Hagen

652-4037

June—Virginia Davey will teach
Hawaiian Appliqué

Membership

Marge Friend

652-5163

Exchange Basket

Leola Moyer



Huggie Quilts

Nancy Jozwiak 652-0841

Shhhhhhhhh

Secret Pal — Jeri Clark

585-535-7476



**Library – May Lou Corelli
and Patti Baehre**



Round Robin

Virginia Davey

**Ways n' Means – Audrey Pawlowski
& Faye Thompson**

\$1/5 Chances/Meeting

2010-11 Officers

President:

Terri Kumro - 652-5290

Vice President:

Irene Benbenek - 656-9648

Secretary/Historian:

Janice Carter - 992-9436

Treasurer:

Linda Frick - 674-1044

**Charity Quilts - Anne Wasmund
837-4360**

Block of the Month

Carol Clothier 652-9660



Newsletter

Donna Forhecz
484 Tannery Road
West Falls NY 14170
652-7369

e-mail: forheczad@msn.com

Newsletter submissions will be due by the 2nd
Friday after the next meeting
May 20, 2011

The minutes of the meeting and a copy of the
Newsletter will be posted on the Guild Web Site:

<http://www.morningstarguild.net>



**Upcoming
Events**

May 13-15 - Patches in the
Park Quilt Show, Clarence,
for info. call 716-688-1881

Apple Pizza

Mary Hagen

Crust - One package of crescent roll dough. Unroll & pat into pizza pan. Bake @ 350° for 8 minutes

Apple filling

2 tbsp. butter

3 cups of sliced apples

1/4 cup sugar

Put 2 tbsp. butter in a pan. Add about 3 cups of sliced apples and 1/4 cup sugar. Cook until soft.

Topping - mix together:

8 oz cream cheese

1/2 cup sugar

1 tsp vanilla

Spread cream cheese topping on partially baked crust. Top with cooked apple mixture. Bake 15 minutes, drizzle with caramel apple dip. Optional: Add chopped nuts

Scrap Happy

I was taught never to waste anything, especially food. Leftovers, no matter how small, were always kept. Three creamed onions, half a *chop-someone* might eat them. Only after they grew green fuzz was I allowed to dump them. I treat fabric leftovers the same way. Even the small and hideous have a home. You never know when you might need a one-inch trapezoid of neon telephone fabric. Unfortunately, scraps don't mold, so I can't seem to get rid of them.

I'm still seeking the answer to one of life's great questions. How big is a scrap anyway? I was told early on that useable scraps are at least two-inches square, so I threw out anything smaller-until the day a quilter friend dove into the trash to fish out a wad of my fabric confetti.

Obviously I was misinformed. To save money and use the bits I had been pushing into pretzel jars for years, I took a scrap quilt class. Apparently, a scrap can also be 18 inches by 22 inches because I needed 29 *fat quarters* to make that quilt. Had I needed to piece a balloon for the Thanksgiving Day parade,

I might have had scraps that size. However, my quilts rarely measure 18 feet across, so I had to buy all new materials, which, when cut, yielded even more scraps that, of course, added to my ever-growing cloth mountain!

One day last summer, at dawn, I went to Keepsake Quilting's tent sale. I found myself in a long line of quilters camped out with food and sleeping bags. It was like a Rolling Stones concert, without the drugs. As we awaited the opening, I asked the woman behind me why she had come. "For the scraps!" she said excitedly. We were offered plastic bags to fill for \$4.99. I took one, but I wasn't about to buy something I was already drowning in. At that moment, an employee plunked down a cardboard box full of cuts. It was instantly descended on by "scrap piranhas" who emptied the box and then sat meticulously folding the pieces into fabric origami to fill every crevice in the bag.

Another box several feet away was surrounded by Canadians chattering in French. Between their shoulder bags and backsides, they created an impenetrable line of defense. Finally, a box was put next to me. I jumped in and grabbed a big handful, stepping out of harm's way to examine them in peace. No such luck. I was accosted by a wild-eyed woman, perhaps with simian blood, who snatched a piece of banana fabric out of my hands. I learned immediately that when you are in a combat shopping zone and hear a hyperventilating quilter ask, "Are you going to use all that?" You'd better clutch those scraps to your bosom, plant your feet, and hold on for dear life. The last thing I needed was more scraps, but I was in an estrogen induced buying frenzy. I had no idea what I would do with them, but the banana woman wasn't getting them. As I stood there pushing batiks into my bag, a veteran told me to poke holes in my bag to let the air out. "You can get yards in there if you do that!" -and I did.

As I scan the army of pretzel jars lining my sewing room wall, I figure I'm probably sitting on a gold mine. Next time I have quilting friends over, I'm giving each a Ziploc bag with holes in it. Do I have a deal for them!

ALISON BOLT spends as much time as possible in her scrap-filled quilt studio, which overlooks the woods near her log home in Littleton, New Hampshire. Email heratpaprpr@roadrunner.com.